

Scaled data based on original data using
LM-79-08 Approved Method: Electrical and Photometric Measurements of Solid-
State Lighting Products

Test Report Prepared for
Cooper Lighting Solutions
(formerly Eaton)

Brand: McGRAW-EDISON

Report Number: P944453

Luminaire Tested: **GALN-SB9B-930-U-T1**

Issue Date: 1/21/2025

Test Information

Test Method: LM-79-08
Report Number: P944453
TEST IS SCALED FROM IESNA LM-79-08 TEST DATA (G2-2405-108-2)
Test Lab: INNOVATION CENTER
Issue Date: 1/21/2025
Manufacturer: COOPER LIGHTING SOLUTIONS (FORMERLY EATON)
Product Line: MCGRAW-EDISON
Catalog Number: GALN-SB9B-930-U-T1
Description: GALLEON AREA AND ROADWAY HIGH DENSITY LED LUMINAIRE
(9) 90 CRI, 3000K, 450mA LIGHTSQUARES WITH 26 LEDS EACH AND TYPE I OPTICS
Light Source: -
Ballast/Driver: -

Summary

Lumens per Lamp: N/A
Luminaire Lumens: 35297 lumens
Efficiency: N/A
Efficacy: 107.1 lumens/watt
Luminous Opening: Rectangular (W 1.5' x L: 1.5' x H: 0')
IES Classification: Type I - Short
BUG Rating: B5 - U0 - G5

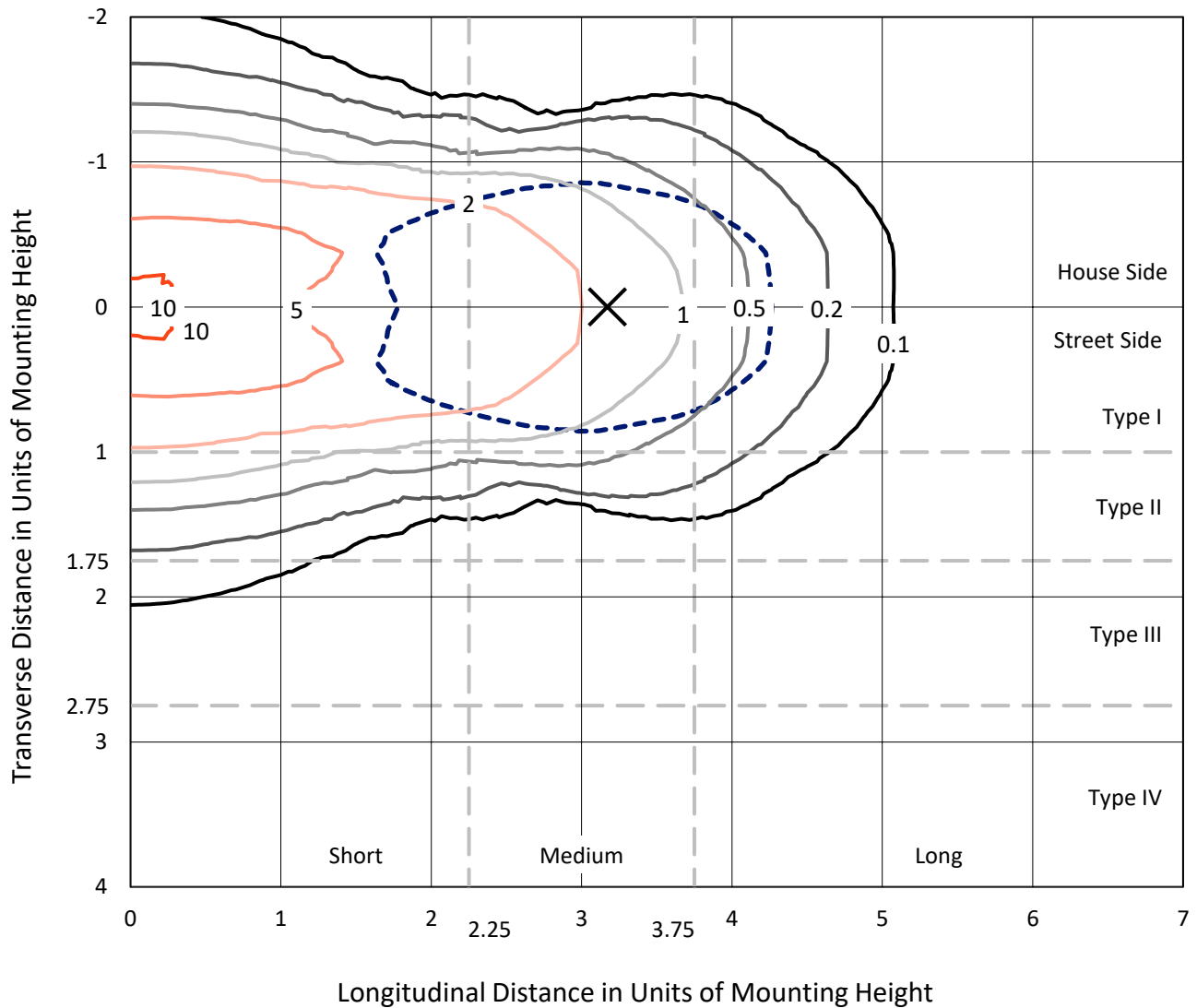
Input Watts (W): 329.5
Input Voltage (V): NR
Input Current (Ain): NR
Voltage Rise (V): NR
Power Factor: NR
Total Harmonic Distortion (THDi): NR
Frequency (hertz): 60
Stabilization Time: NR
Operation Time: NR
Ambient Temperature (°C): NR
Test Distance: 24 FT



REPORT NUMBER: P944453
 CATALOG NUMBER: GALN-SB9B-930-U-T1

Iso-Footcandle Lines of Horizontal Illumination

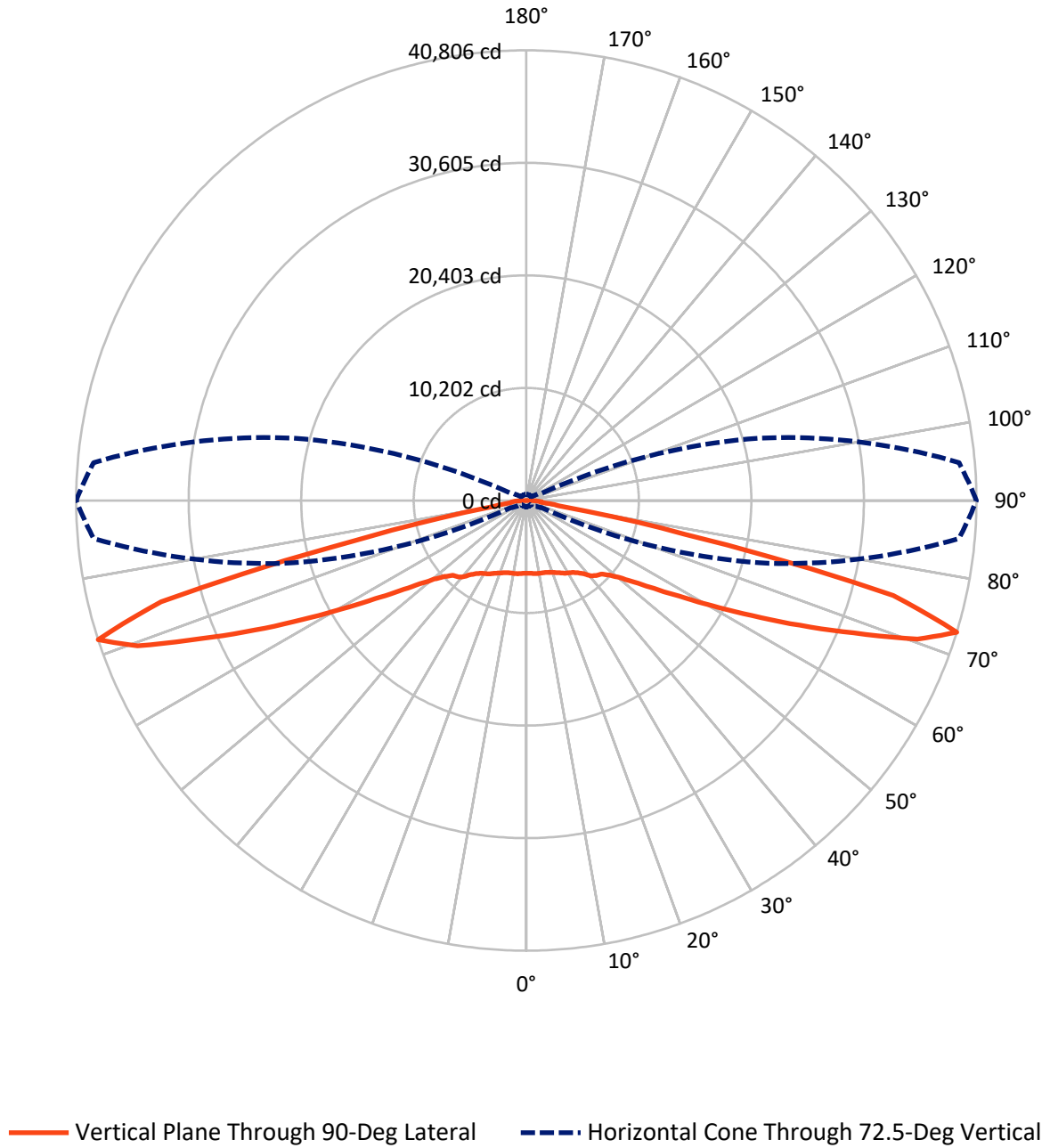
✕ Max cd
 - - - 1/2 Max cd



Based on 25 foot mounting height. Maximum calculated value = 10.6 fc
 Type I - Short - N/A

REPORT NUMBER: P944453
CATALOG NUMBER: GALN-SB9B-930-U-T1

Luminous Intensity Polar Plot



REPORT NUMBER: P944453
 CATALOG NUMBER: GALN-SB9B-930-U-T1

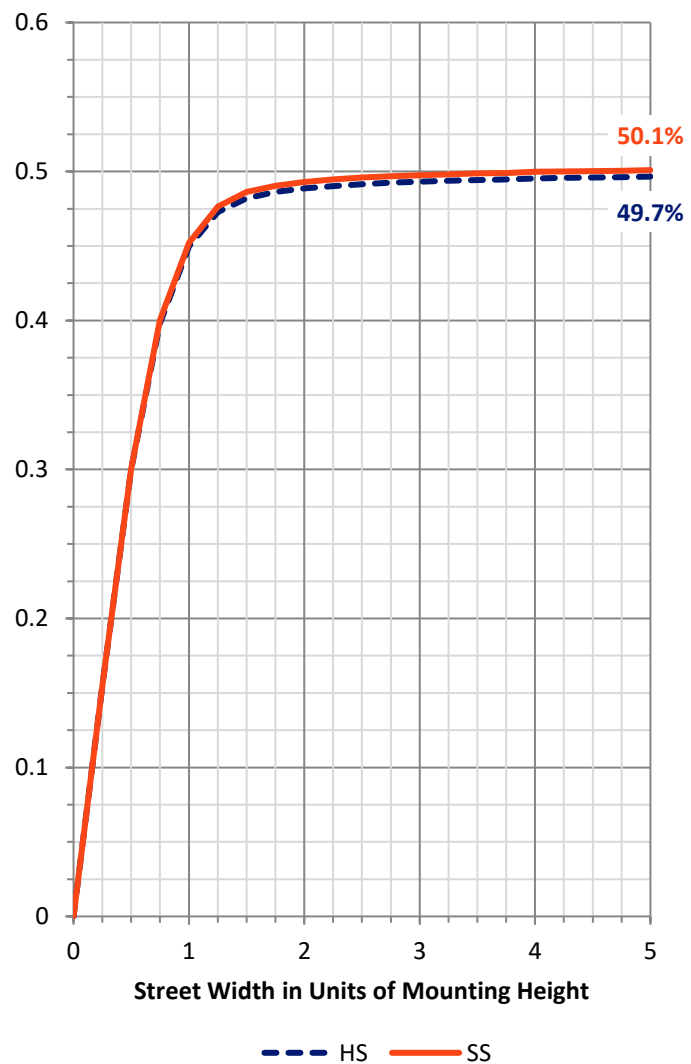
FLUX DISTRIBUTION:

		Downward	Upward	Total
House Side	Lumens	17648.5	0.0	17648.5
	% Fixture	50.0	0.0	50.0
Street Side	Lumens	17648.5	0.0	17648.5
	% Fixture	50.0	0.0	50.0
Total	Lumens	35297.0	0.0	35297.0
	% Fixture	100.0	0.0	100.0

ZONAL LUMENS:

Zone	Lumens	% Fixture
0°-10°	639.5	1.8
10°-20°	1955.4	5.5
20°-30°	3260.5	9.2
30°-40°	4484.2	12.7
40°-50°	5476.4	15.5
50°-60°	6334.0	17.9
60°-70°	7552.3	21.4
70°-80°	5271.0	14.9
80°-90°	323.8	0.9
90°-100°	0.0	0.0
100°-110°	0.0	0.0
110°-120°	0.0	0.0
120°-130°	0.0	0.0
130°-140°	0.0	0.0
140°-150°	0.0	0.0
150°-160°	0.0	0.0
160°-170°	0.0	0.0
170°-180°	0.0	0.0
0°-90°	35297.0	100.0
0°-180°	35297.0	100.0

Coefficient of Utilization



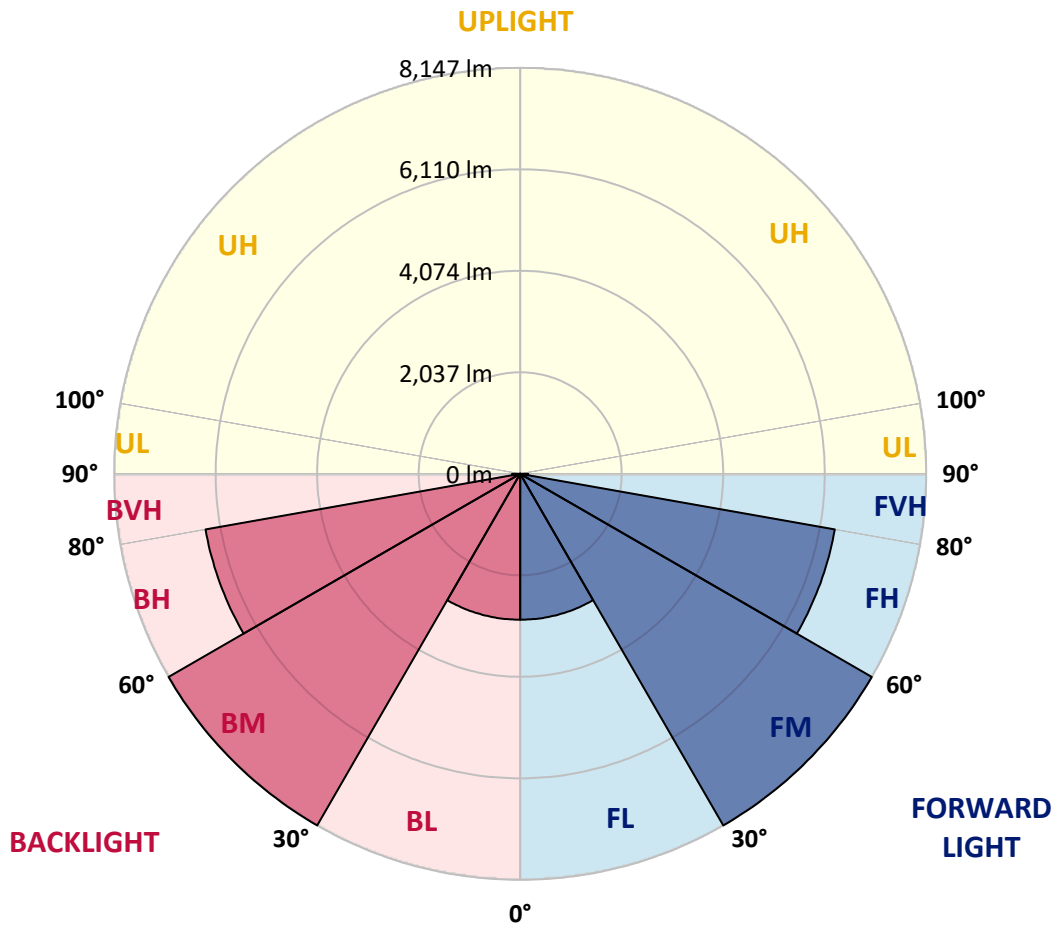
REPORT NUMBER: P944453
 CATALOG NUMBER: GALN-SB9B-930-U-T1

LUMINAIRE CLASSIFICATION SYSTEM LUMEN TABLE AND BUG RATING:

Zone	Lumens	% Fixture	Zone Rating/Lumen Limit		
			B	U	G
FL (0°-30°)	2927.7	8.3			
FM (30°-60°)	8147.3	23.1			
FH (60°-80°)	6411.6	18.2			G3/7500
FVH (80°-90°)	161.9	0.5			G2/225
BL (0°-30°)	2927.7	8.3	B4/5000		
BM (30°-60°)	8147.3	23.1	B4/8500		
BH (60°-80°)	6411.6	18.2	B5		G5
BVH (80°-90°)	161.9	0.5			G2/225
UL (90°-100°)	0.0	0.0		U0/0	
UH (100°-180°)	0.0	0.0		U0/0	

BUG Rating: B5-U0-G5

Type I Short



REPORT NUMBER: P944453
 CATALOG NUMBER: GALN-SB9B-930-U-T1

CANDELA DISTRIBUTION (FULL):

	0°	5°	15°	25°	35°	45°	55°	65°	75°	85°
0°	6595.6	6595.6	6595.6	6595.6	6595.6	6595.6	6595.6	6595.6	6595.6	6595.6
2.5°	6601.2	6608.7	6608.7	6603.1	6616.3	6605.0	6605.0	6599.4	6605.0	6599.4
5°	6635.0	6644.4	6648.1	6646.3	6663.1	6653.8	6653.8	6646.3	6648.1	6642.5
7.5°	6698.8	6711.9	6719.4	6728.8	6753.2	6741.9	6734.4	6711.9	6702.5	6687.5
10°	6719.4	6734.4	6758.8	6807.6	6863.9	6865.7	6843.2	6787.0	6743.8	6710.0
12.5°	6655.6	6676.3	6726.9	6826.4	6952.0	7002.7	6967.0	6873.2	6788.8	6728.8
15°	6575.0	6597.5	6674.4	6824.5	7010.2	7128.4	7124.6	7000.8	6865.7	6772.0
17.5°	6449.3	6471.8	6582.5	6792.6	7055.2	7250.3	7302.8	7175.3	6985.8	6860.1
20°	6222.3	6243.0	6396.8	6691.3	7070.2	7379.7	7516.7	7404.1	7167.8	6997.1
22.5°	5927.8	5959.7	6139.8	6516.8	7034.6	7514.8	7760.5	7683.6	7379.7	7143.4
25°	5612.7	5646.4	5856.5	6303.0	6942.7	7612.3	8049.4	8000.7	7619.9	7325.3
27.5°	5340.6	5376.3	5605.1	6091.0	6800.1	7649.9	8334.6	8359.0	7910.6	7526.1
30°	5126.8	5160.6	5404.4	5920.3	6616.3	7612.3	8584.1	8752.9	8207.0	7700.5
32.5°	4892.3	4935.5	5192.5	5712.1	6398.6	7522.3	8801.7	9178.7	8550.3	7888.1
35°	4595.9	4635.3	4905.4	5426.9	6113.5	7377.9	8983.6	9651.4	9041.8	8173.2
37.5°	4235.8	4273.3	4541.5	5070.5	5830.3	7175.3	9122.4	10184.2	9627.0	8584.1
40°	3873.7	3909.3	4160.7	4672.8	5490.7	6916.4	9171.2	10705.7	10298.6	9148.7
42.5°	3541.7	3573.6	3804.3	4280.8	5109.9	6586.2	9107.4	11159.6	10900.8	9542.6
45°	3235.9	3264.0	3468.5	3913.1	4714.1	6184.8	8916.1	11647.4	11617.4	9824.0
47.5°	2887.0	2915.1	3127.1	3556.7	4318.3	5714.0	8591.6	12127.6	12613.5	10461.8
50°	2461.2	2485.5	2703.2	3145.9	3907.5	5213.1	8141.3	12504.7	13870.3	11427.9
52.5°	1956.5	1982.8	2194.8	2637.5	3419.7	4674.7	7548.6	12750.4	15322.2	12838.6
55°	1455.7	1474.4	1658.3	2056.0	2815.7	4061.3	6805.7	12819.8	16969.3	14767.0
57.5°	1056.1	1067.4	1185.6	1482.0	2134.8	3294.1	5903.4	12639.7	18929.6	17239.4
60°	855.4	859.2	894.8	1026.1	1483.8	2427.4	4813.5	12020.7	21056.8	20426.5
62.5°	776.6	776.6	786.0	821.6	1003.6	1602.0	3494.8	10737.6	23337.9	24454.1
65°	722.2	722.2	726.0	742.9	791.6	1020.5	2206.0	8647.8	25260.7	29171.9
67.5°	673.4	675.3	673.4	679.1	707.2	754.1	1279.4	5972.8	26296.2	34060.5
70°	622.8	626.5	617.2	617.2	639.7	641.6	801.0	3275.3	25437.0	38157.4
72.5°	562.8	568.4	553.4	549.6	566.5	559.0	602.2	1572.0	21839.1	39380.5
75°	510.2	517.7	484.0	474.6	474.6	469.0	489.6	806.6	14174.2	32124.6
77.5°	463.3	478.4	424.0	393.9	386.4	369.5	399.6	493.4	6199.8	15082.1
80°	382.7	403.3	348.9	313.3	300.1	281.4	315.1	345.2	1844.0	3502.3
82.5°	285.1	294.5	247.6	223.2	212.0	198.8	236.4	240.1	600.3	1240.0
85°	182.0	185.7	151.9	131.3	125.7	120.1	150.1	131.3	228.9	911.7
87.5°	63.8	73.2	58.2	52.5	56.3	46.9	69.4	39.4	63.8	643.4
90°	0.0	0.0	0.0	0.0	0.0	0.0	0.0	0.0	0.0	0.0

(END C

90°

6595.6
6599.4
6642.5
6687.5
6704.4
6719.4
6756.9
6839.5
6965.2
7100.2
7265.3
7462.3
7608.6
7771.8
8043.8
8411.5
8964.9
9306.3
9505.1
10094.1
10966.4
12270.2
14056.0
16344.6
19299.1
22944.0
27262.3
31998.9
37615.3
40806.2
34360.6
14768.9
3354.1
1401.3
1324.4
797.3
0.0

OF REPORT)